



CARA UPLOAD FILE SKRIPSI YANG SUDAH DI PISAHKAN KE REPOSITORY STAI DARUL FALAH

Rifqi Rohmatulloh

repository.staidaf.ac.id/cgi/users/home?screen=EPrint::Edit&eprintid=693&stage=files#c3_update_doc

Insert keyword here...

USER MENU

LOGIN

HOME

ABOUT

BROWSE

PANDUAN

POLICIES

HELP

© 2025 STW Darul Falah - Powered by [ARW](#)
Dumas

**Sekolah Tinggi Agama Islam
DARUL FALAH**

Login

Please enter your username and password. If you have forgotten your password, you may reset it.

Username

Password **LOGIN**

Note: you must have cookies enabled

Lalu klik **NEW ITEM**

The screenshot shows a web browser window with the URL `repository.staidof.ac.id/cgi/users/home?screen=items`. The page features a green header with the logo and name of **Sekolah Tinggi Agama Islam DARUL FALAH**. On the left, a sidebar contains a search bar and a **USER MENU** with options: **LOGGED IN AS UPT PERPUSTAKAAN**, **MANAGE DEPOSITS**, **MANAGE RECORDS**, **PROFILE**, **SAVED SEARCHES**, and **REVIEW**. The main content area is titled **Manage deposits** and includes a **Help** button. Below the header, there is a **NEW ITEM** button, an **Import from** dropdown menu currently set to **BibTeX**, and an **IMPORT** button.

Lalu klik Thesis, NEXT

The screenshot shows a web browser interface for a digital repository. The address bar displays the URL: repository.afardel.ac.id/cgi/users/home/screen=5/submit&sepmid=921&stage=type. The page header features the logo and name of Sekolah Tinggi Agama Islam DARUL FALAH. The main content area is titled "Edit item: Article #921" and includes a workflow diagram with buttons for TYPE, UPLOAD, DETAILS, COMMENTS, DEPOSIT, SAVE AND RETURN, CANCEL, and NEXT >. Below this, the "Item Type" selection menu is visible, listing various categories with "Thesis" selected.

Insert keyword here...

USER MENU

- LOGGED IN AS UPT PERPUSTAKAAN
- MANAGE DEPOSITS
- MANAGE RECORDS
- PROFILE
- SAVED SEARCHES
- REVIEW
- ADMIN
- LOGOUT

- HOME
- ABOUT
- BROWSE
- PANDUAN
- POLICIES

Edit item: Article #921

TYPE → UPLOAD → DETAILS → COMMENTS → DEPOSIT

SAVE AND RETURN CANCEL NEXT >

Item Type

- Article**
An article in a journal, magazine, newspaper. Not necessarily peer reviewed. May be an electronic only medium, such as an online journal or news website.
- Book Section**
A chapter or section in a book.
- Monograph**
A monograph. This may be a technical report, project report, documentation, manual, working paper or discussion paper.
- Conference or Workshop Item**
A paper, poster, speech, lecture or presentation given at a conference, workshop or other event. If the conference item has been published in a journal or book then please use "Book Section" or "Article" instead.
- Book**
A book or a conference volume.
- Thesis**
A thesis or dissertation.

Klik Choose File

The screenshot shows a web browser window with the URL `repository.staidaf.ac.id/cqz/users/home?screen=EPrint:Edit&stepId=926&stage=files#1`. The page header features the logo of **Sekolah Tinggi Agama Islam DARUL FALAH**. The main content area is titled "Edit item: Thesis #926" and includes a navigation bar with buttons for TYPE, UPLOAD, DETAILS, SUBJECTS, and DEPOSIT. Below this are buttons for < PREVIOUS, SAVE AND RETURN, CANCEL, and NEXT >. The "Add a new document" section contains instructions on how to upload files and a "Select file to upload" dialog box. This dialog box has two tabs: "File" and "From URL". The "File" tab is active, showing a "Choose File" button and the text "No file chosen". At the bottom of the page, there are additional navigation buttons: < PREVIOUS, SAVE AND RETURN, CANCEL, and NEXT >.

Insert keyword here

USER MENU

- LOGGED IN AS UPT PERPUSTAKAAN
- MANAGE DEPOSITS
- MANAGE RECORDS
- PROFILE
- SAVED SEARCHES
- REVIEW
- ADMIN
- LOGOUT

- HOME
- ABOUT
- BROWSE
- PANDUAN

Edit item: Thesis #926

TYPE → **UPLOAD** → DETAILS → SUBJECTS → DEPOSIT

< PREVIOUS SAVE AND RETURN CANCEL NEXT >

Add a new document

To upload a document to this repository, click the Browse button below to select the file and the Upload button to upload it to the archive. You may then add additional files to the document (such as images for HTML files) or upload more files to create additional documents. You may wish to use the [SHERPA RoMEO](#) tool to verify publisher policies before depositing.

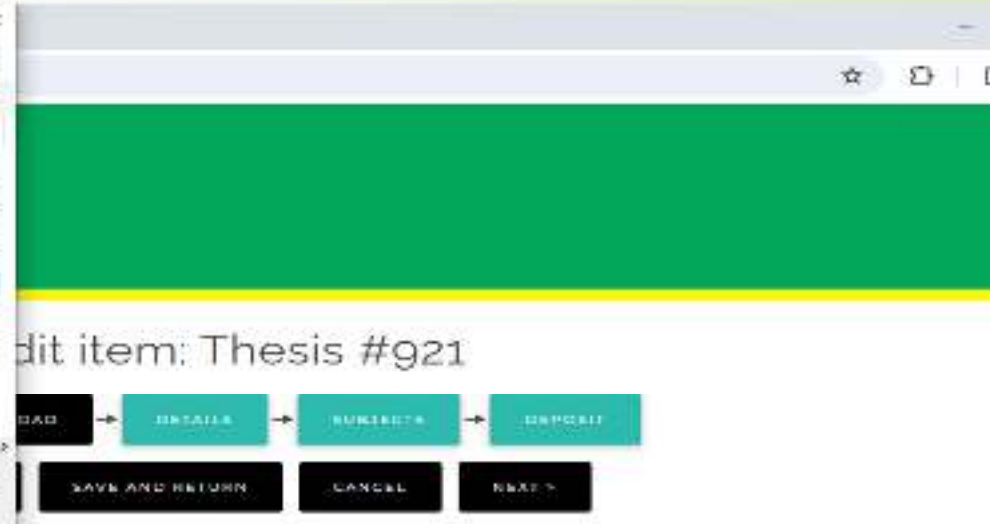
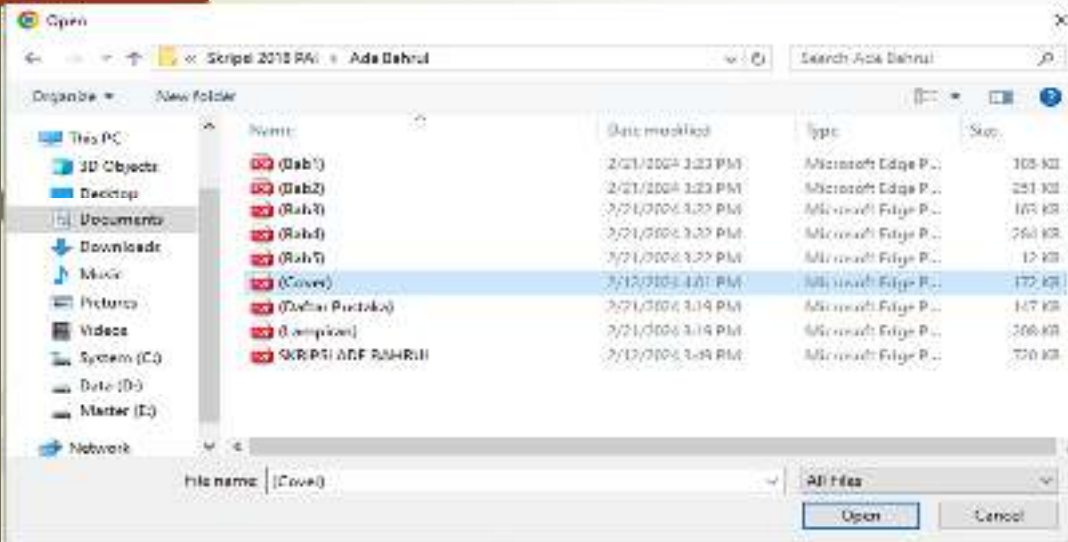
File From URL

Select file to upload

Choose File No file chosen

< PREVIOUS SAVE AND RETURN CANCEL NEXT >

Yang pertama di upload adalah (Cover)



Tunggu sampai 100% Sampai Menghilang 100%nya

The screenshot shows a web browser window with the URL `repository.standa.ac.id/cgi/users/home?screen=EPrint:Edit&printId=921&stage=file#t`. The page header features the logo of Universitas Darul Falah and the text "Sekolah Tinggi Agama Islam DARUL FALAH". The main heading is "Edit item: Thesis #921".

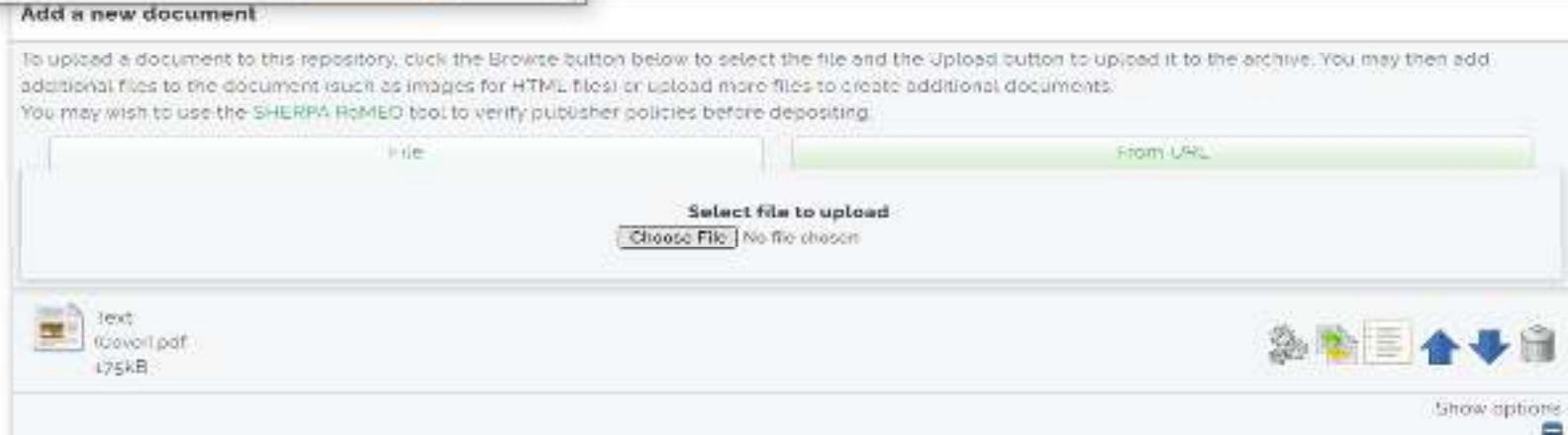
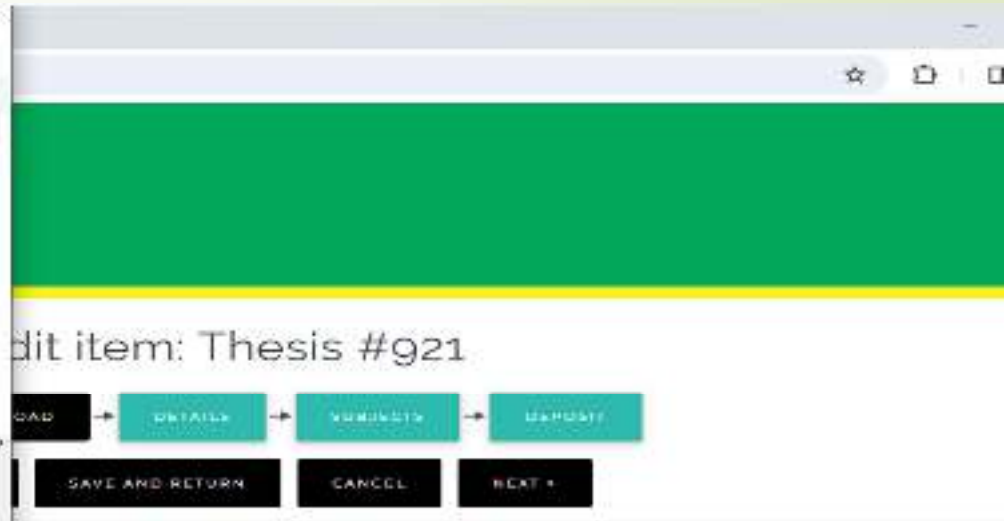
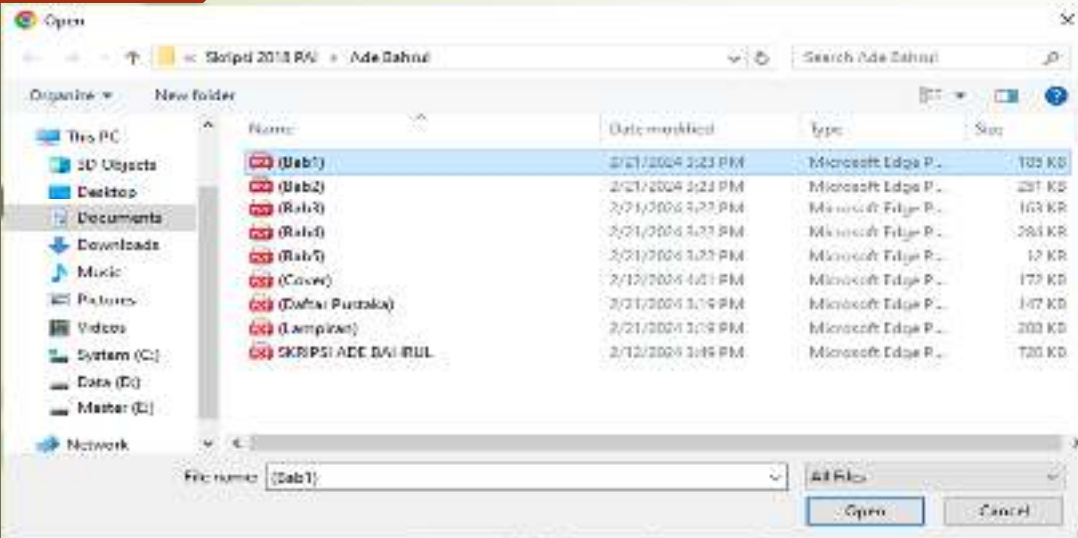
A navigation bar contains buttons for "TYPE", "UPLOAD", "DETAILS", "SUBJECTS", and "VERSIONS". Below this are buttons for "< PREVIOUS", "SAVE AND RETURN", "CANCEL", and "NEXT >".

The "Add a new document" section includes instructions: "To upload a document to this repository, click the Browse button below to select the file and the Upload button to upload it to the archive. You may then add additional files to the document such as images for HTML files or upload more files to create additional documents. You may wish to use the SHERPA-ROMEO tool to verify publisher policies before depositing."

There are two tabs: "File" (selected) and "From URL". Under the "File" tab, there is a "Select file to upload" section with a "Choose File" button, a "No file chosen" label, a progress bar showing 0% completion, and a "Cancel" button. A file named "C:\akapath\122Kb (Cover).pdf" is listed below the progress bar.

At the bottom, there are buttons for "< PREVIOUS", "SAVE AND RETURN", "CANCEL", and "NEXT >".

Lalu klik Choose file lagi, masukan (Bab1)



Tunggu sampai 100% Sampai Menghilang 100%nya

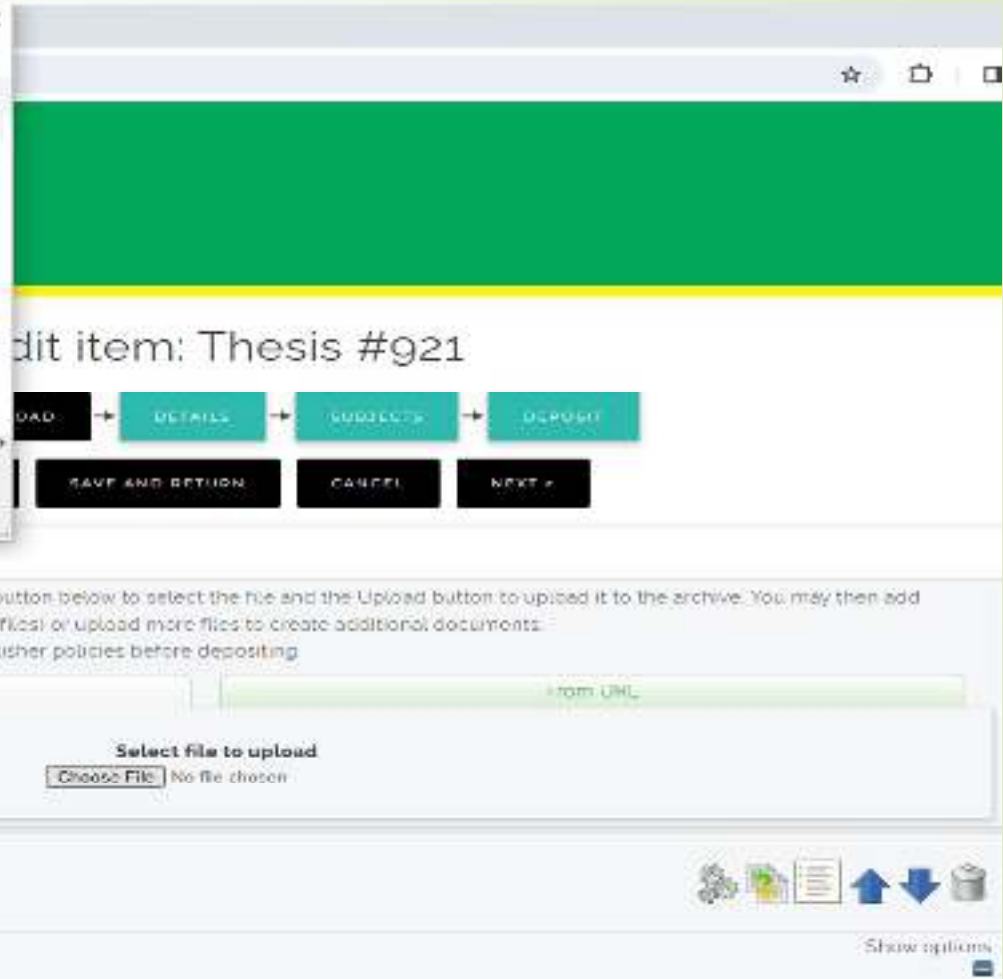
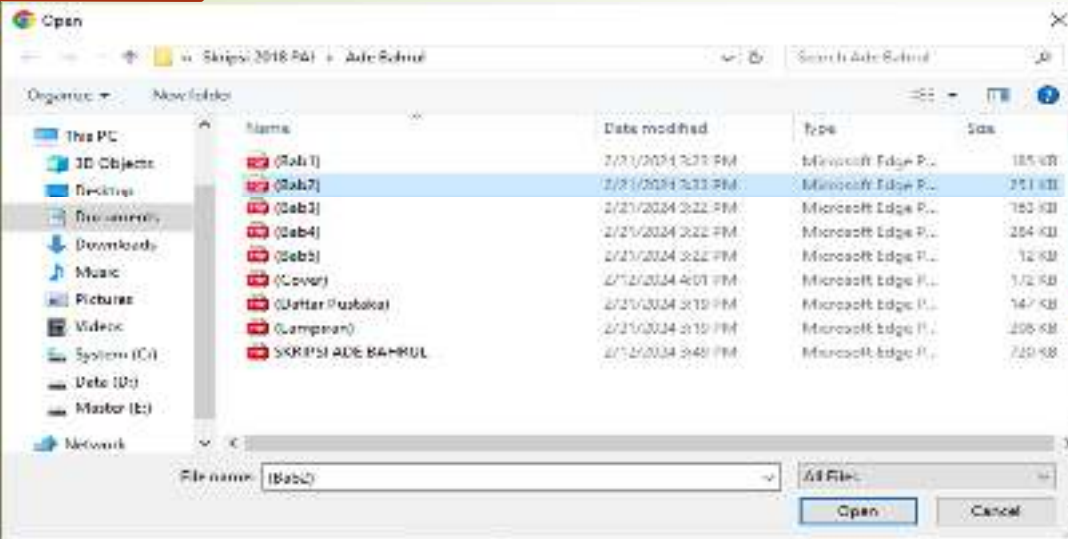
The screenshot shows a web browser window with the URL `repository.staidaf.ac.id/cgi/users/home?screen=EPrint:Edit&printid=921&stage=file#1`. The page header features the logo of "sekolah Tinggi Agama Islam QORUL FALAH". The main heading is "Edit item: Thesis #921". Below the heading is a navigation bar with buttons for "TYPE", "UPLOAD", "DETAILS", "SUBJECTS", and "DEPOSIT". Below this are buttons for "< PREVIOUS", "SAVE AND RETURN", "CANCEL", and "NEXT >".

The "Add a new document" section contains instructions: "To upload a document to this repository, click the Browse button below to select the file and the Upload button to upload it to the archive. You may then add additional files to the document (such as images for HTML files) or upload more files to create additional documents. You may wish to use the SHAKRA HTML5 tool to verify publisher policies before depositing."

There are two input fields: "File" and "From URL". The "File" field is active, showing a "Select file to upload" dialog. The dialog includes a "Choose File" button, the text "No file chosen", and a progress bar for the file `C:\akapath\180Kb (Babu).pdf` which is at 100% completion. A "Cancel" button is also present.

At the bottom left, there is a file icon labeled "Text (Cover).pdf". At the bottom right, there are several utility icons including a search icon, a refresh icon, a document icon, and a trash icon.

Lalu klik Choose file lagi, masukan (Bab2)



Lalu klik Choose file lagi, masukan (Bab3)

The screenshot shows a Windows File Explorer window with the following table of files:

| Name | Date modified | Type | Size |
|---------------------|-------------------|---------------------|--------|
| (Bab1) | 2/21/2024 1:21 PM | Microsoft Edge P... | 185 KB |
| (Bab2) | 2/21/2024 1:21 PM | Microsoft Edge P... | 251 KB |
| (Bab3) | 2/21/2024 1:22 PM | Microsoft Edge P... | 183 KB |
| (Bab4) | 2/21/2024 1:22 PM | Microsoft Edge P... | 254 KB |
| (Bab5) | 2/21/2024 1:22 PM | Microsoft Edge P... | 12 KB |
| (Cover) | 2/12/2024 4:01 PM | Microsoft Edge P... | 172 KB |
| (Daftar Pustaka) | 2/21/2024 1:19 PM | Microsoft Edge P... | 141 KB |
| (Sampeyan) | 2/21/2024 1:19 PM | Microsoft Edge P... | 288 KB |
| SKRIPSI ADF RAHRIII | 3/12/2024 3:49 PM | Microsoft Edge P... | 770 KB |

The web application interface includes a navigation menu on the left with items: REVIEW, ADMIN, LOGOUT, HOME, ABOUT, BROWSE, PANDUAN, and POLICIES. The main content area shows 'Add a new document' instructions and a 'Select file to upload' section with a 'Choose File' button. A file named 'Text: (Bab3).pdf' (175KB) is shown in the upload area. A progress bar at the bottom indicates the upload status.

Tunggu sampai 100% Sampai Menghilang 100%nya

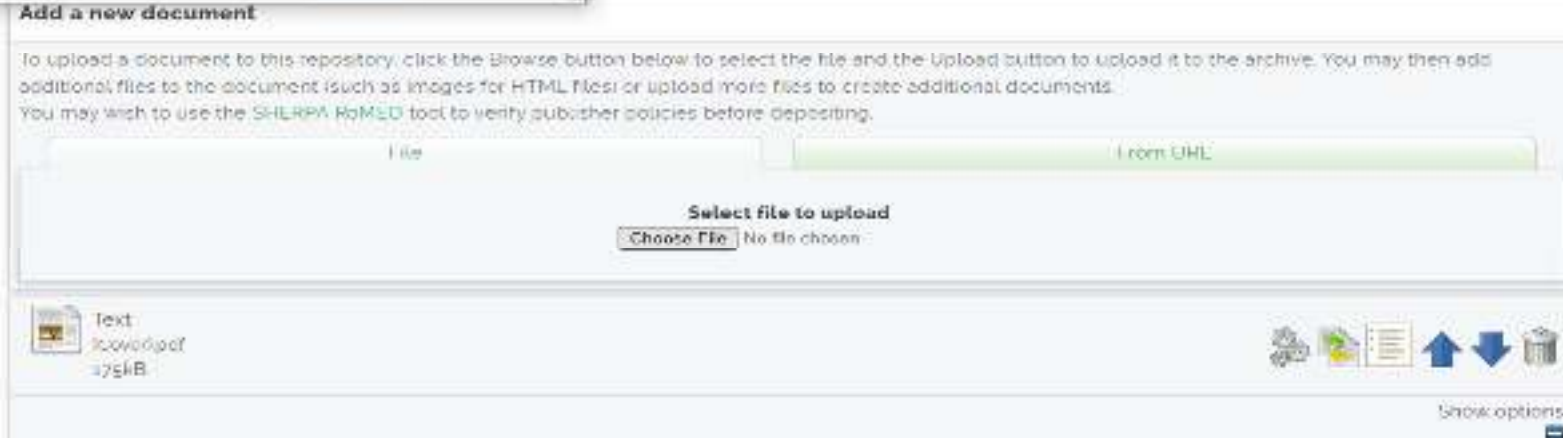
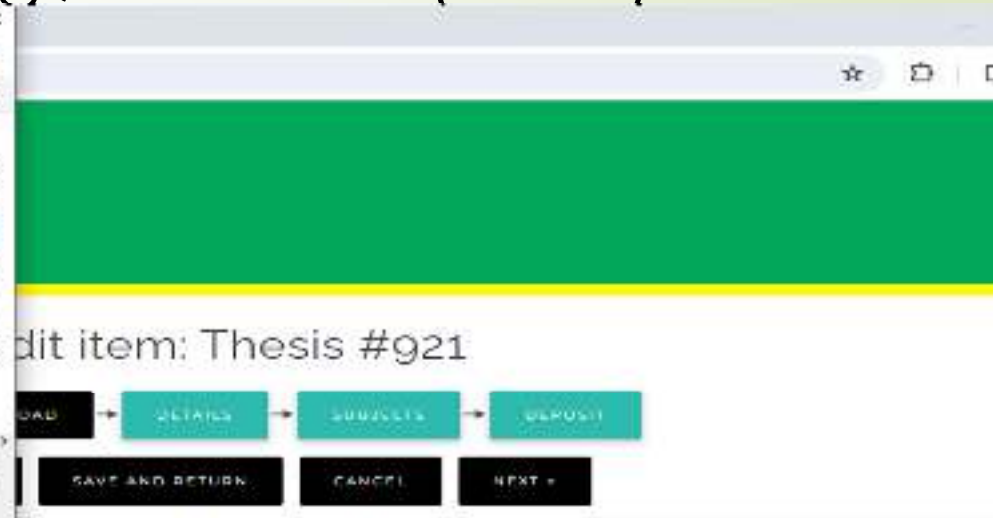
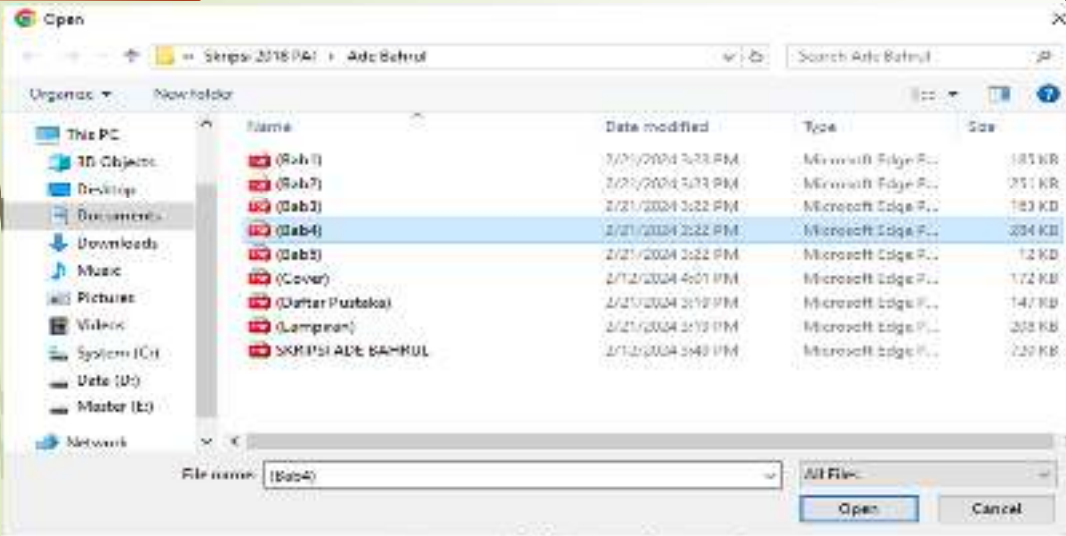
The screenshot shows a web browser window with the URL `repository.staidafar.id/cgi/users/home?screen=EditPrint&printid=921&stage=file#f`. The page header features the logo and name of **Sekolah Tinggi Agama Islam DARUL FALAH**. The main heading is **Edit item: Thesis #921**. Below the heading is a workflow diagram with buttons: **TYPE**, **UPLOAD**, **DETAILS**, **AUTHORITY**, and **DEPOSIT**. Below this are navigation buttons: **< PREVIOUS**, **SAVE AND RETURN**, **CANCEL**, and **NEXT >**.

The **Add a new document** section contains the following text: "To upload a document to this repository, click the Browse button below to select the file and the Upload button to upload it to the archive. You may then add additional files to the document (such as images for HTML files) or upload more files to create additional documents. You may wish to use the SHERPA HoMEO tool to verify publisher policies before depositing."

There are two input fields: **File** and **From URL**. The **File** field is active, showing a **Select file to upload** dialog box. The dialog has a **Choose File** button and a **No file chosen** message. Below the dialog, a progress bar shows the upload of `C:\Makepath\167Riz (Uabn).pdf` at **100%** completion. A **Cancel** button is also present.

On the left side, there is a **USER MENU** with the following items: **LOGGED IN AS UPT PERPUSTAKAAN**, **MANAGE DEPOSITE**, **MANAGE RECORDS**, **PROFILE**, **SAVED SEARCHES**, **REVIEW**, **ADMIN**, **LOGOUT**, **HOME**, **ABOUT**, **BROWSE**, **PANDUAN**, and **POLICIES**.

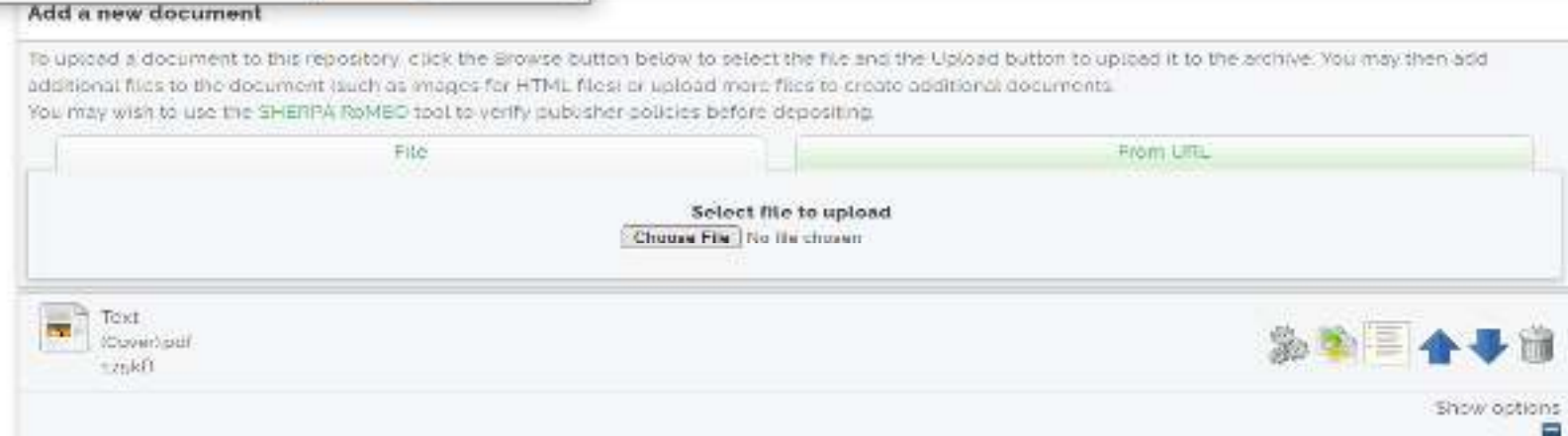
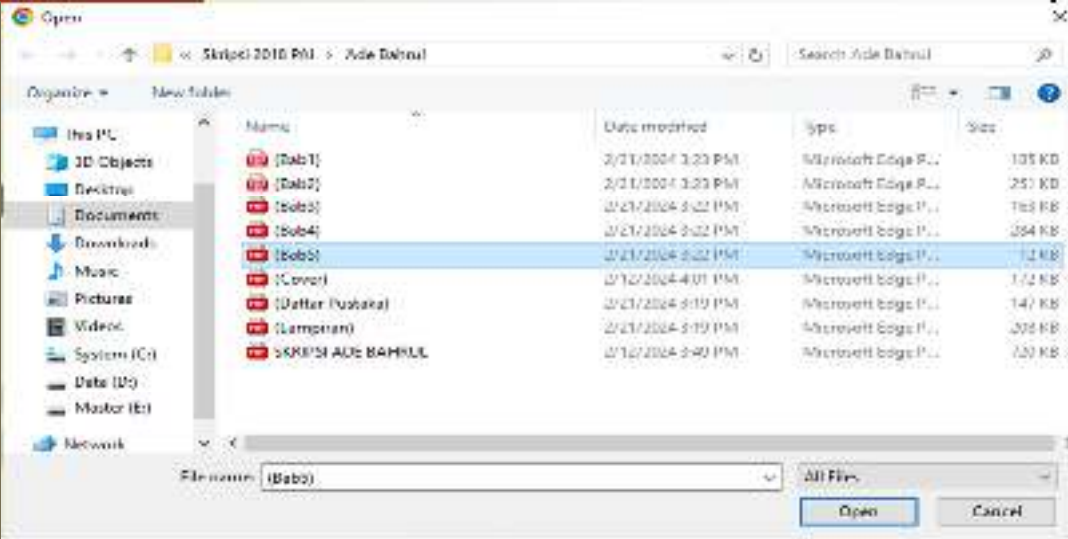
Lalu klik Choose file lagi, masukan (Bab4)



Tunggu sampai 100% Sampai Menghilang 100%nya

The screenshot shows a web browser window with the URL `repository.uad.ac.id/eg/users/home/screen-1/PrintDetailItem?id=921&stage=blewit`. The page title is "Edit item: Thesis #921". The interface includes a left sidebar with a "USER MENU" containing options like "LOGGED IN AS UPT PERPUSTAKAAN", "MANAGE DEPOSITS", "MANAGE RECORDS", "PROFILE", "SAVED SEARCHES", "REVIEW", "ADMIN", "LOGOUT", "HOME", "ABOUT", "BROWSE", "PANDUAN", and "POLICIES". The main content area features a navigation flow: TYPE → UPLOAD → DETAILS → SUBJECTS → DEPOSIT. Below this are buttons for "← PREVIOUS", "SAVE AND RETURN", "CANCEL", and "NEXT →". A section titled "Add a new document" provides instructions on uploading files. It includes a "File" tab with a "Select file to upload" dialog box showing a file named "C:\Makalah\... (Bab4).pdf" with a size of 252Kb and a progress bar. A "From URL" tab is also visible. The bottom of the page shows a file list with "Text (Cover).pdf" and a set of navigation icons.

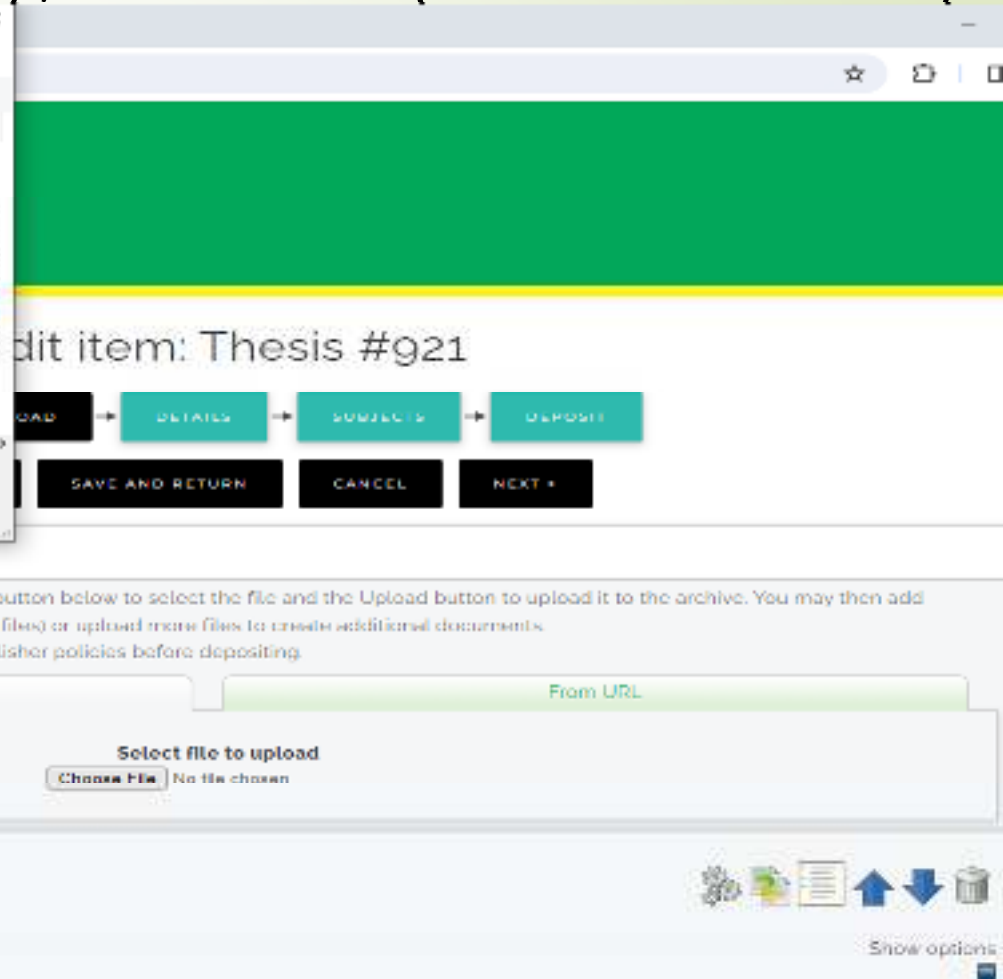
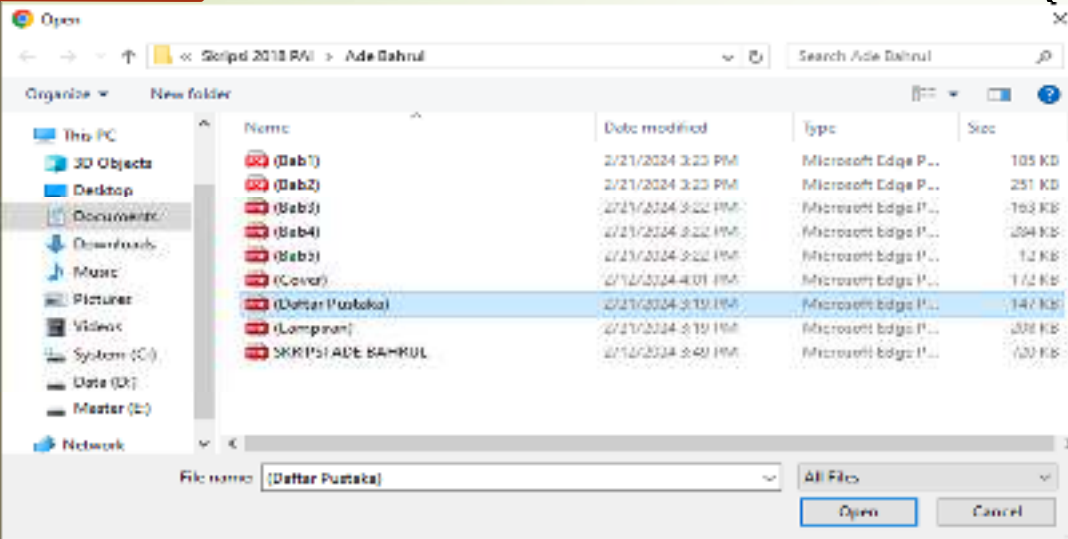
Lalu klik Choose file lagi, masukan (Bab5)



Tunggu sampai 100% Sampai Menghilang 100%nya

The screenshot displays a web interface for editing a thesis item. The browser address bar shows the URL: repository.ataidat.ac.id/cgi/users/home/screen=11/metadata&printid=1021&stage=detail. The page header features the logo and name of Sekolah Tinggi Agama Islam DARUL FALAH. The main content area is titled 'Edit item: Thesis #921' and contains a navigation flow: TYPE → UPLOAD → DETAILS → SUBJECTS → DEPOSIT. Below this flow are buttons for '+ PREVIOUS', 'SAVE AND RETURN', 'CANCEL', and 'NEXT +'. The 'Add a new document' section provides instructions on how to upload files. A file upload progress bar is shown, indicating that the file 'C:\fakepath\18Bab1.pdf' (18Kb) has been fully uploaded (100%). A 'Cancel' button is present next to the progress bar. The left sidebar contains a 'USER MENU' with options like 'LOGGED IN AS UPT PERPUSTAKAAN', 'MANAGE DEPOSITS', 'MANAGE RECORDS', 'PROFILE', 'SAVED SEARCHES', 'REVIEW', 'ADMIN', 'LOGOUT', 'HOME', 'ABOUT', 'BROWSE', 'PANDUAN', and 'POLITIK'. The bottom right corner of the page has several utility icons.

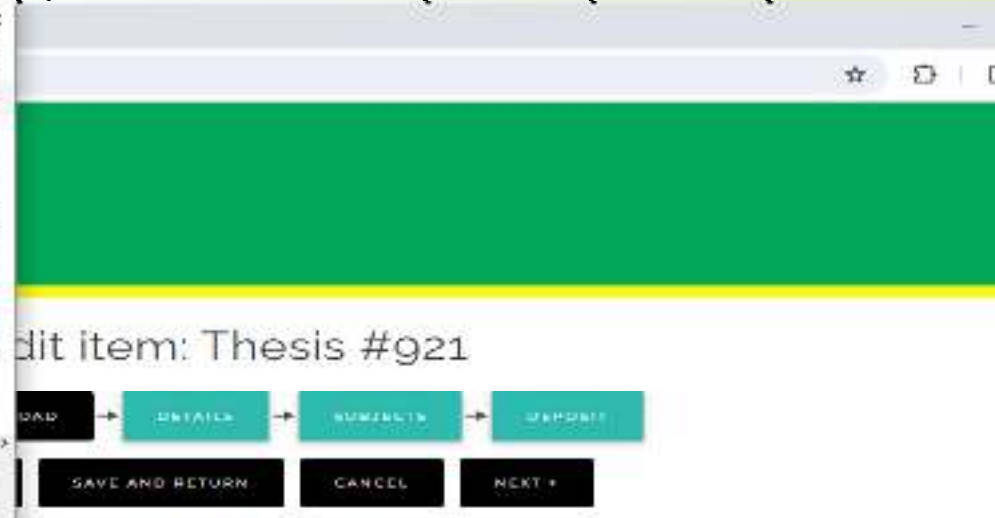
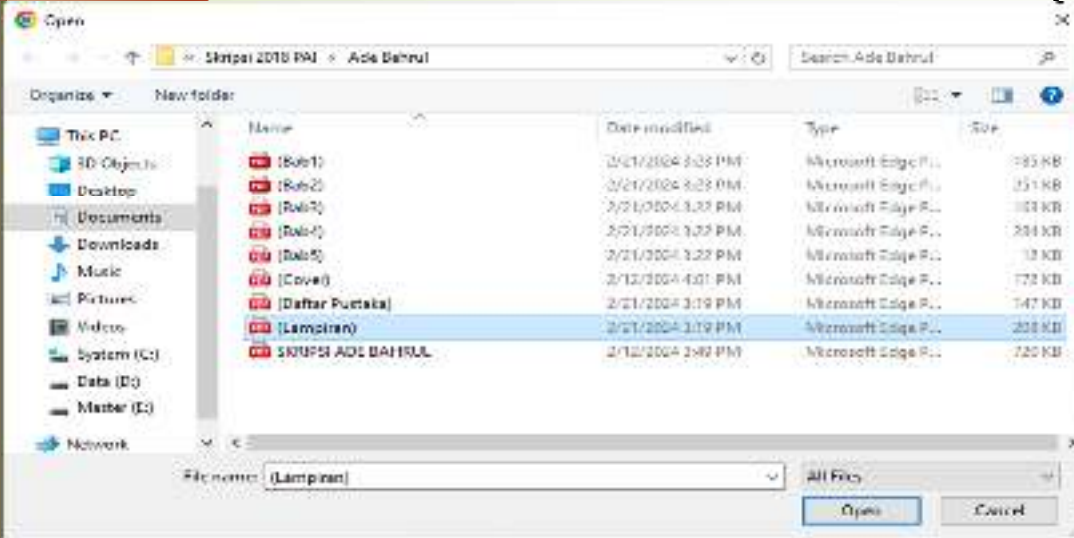
Lalu klik Choose file lagi, masukan (Daftar Pustaka)



Tunggu sampai 100% Sampai Menghilang 100%nya

The screenshot shows a web browser window with the URL `repository.stadeta.ac.id/cgi/users/home/screen=EditItem&id=921&stage=files&f`. The page title is "Edit item: Thesis #921". The header features the logo of "Sekolah Tinggi Agama Islam DARUL FALAH". A navigation menu includes "TYPE", "UPLOAD", "DETAILS", "SUBJECTS", and "DEPOSIT", with "PREVIOUS", "SAVE AND RETURN", "CANCEL", and "NEXT" buttons below. The main content area is titled "Add a new document" and contains instructions for uploading files. A file upload dialog is open, showing a progress bar for the file "C:\fakopath\155811\ (Daftar Pustaka).pdf" at 100% completion. A "Cancel" button is visible in the dialog.

Lalu klik Choose file lagi, masukan (Lampiran)



Tunggu sampai 100% Sampai Menghilang 100%nya

The screenshot shows a web browser window with the URL `repository.stadafac.id/cgi/users/home?screen=EPrint/Edit&oprintid=521&stage=file#`. The page header features the logo of Sekolah Tinggi Agama Islam DARUL FALAH. The main content area is titled "Edit item: Thesis #921" and includes a navigation bar with buttons for "TYPE", "UPLOAD", "DETAIL", "SUBJECTS", and "DEPOSIT". Below this are buttons for "< PREVIOUS", "SAVE AND RETURN", "CANCEL", and "NEXT >".

The "Add a new document" section contains instructions: "To upload a document to this repository, click the browse button below to select the file and the upload button to upload it to the archive. You may then add additional files to the document (such as images for HTML files) or upload more files to create additional documents. You may wish to use the SHERPA RoMEO tool to verify publisher policies before depositing."

There are two tabs: "File" (selected) and "From URL". Under the "File" tab, a "Select file to upload" dialog is open, showing a file named "C:\makepath\ 217Kb (Lampiran).pdf" with a progress bar at 100% and a "Cancel" button.

The left sidebar contains a "USER MENU" with options: "LOGGED IN AS UPT PERPUSTAKAAN", "MANAGE DEPOSITS", "MANAGE RECORDS", "PROFILE", "SAVED SEARCHES", "REVIEW", "ADMIN", "LOGOUT", "HOME", "ABOUT", "BROWSE", "PANDUAN", and "POLITIK".

Setelah semua di upload cek semuanya
Selanjutnya, NEXT

The screenshot displays a web browser window with the URL `repository.staidda.ac.id/cgi/users/home?screen=EPInt:Edit&suprintid=921&stage=file#ft`. The interface is for editing metadata for a file named "text (Lampiran).pdf" (212kB). A left sidebar contains navigation links such as "LOGGED IN AS UPT PERPUSTAKAAN", "MANAGE DEPOSITS", "MANAGE RECORDS", "PROFILE", "SAVED SEARCHES", "REVIEW", "ADMIN", "LOGOUT", "HOME", "ABOUT", "BROWSE", "PANDUAN", "POLICIES", and "HELP". The main content area shows the following metadata fields:

- Content: UNSPECIFIED
- Type: Text
- Description: (empty text box)
- Visible to: Anyone
- License: UNSPECIFIED
- Embargo expiry date: Year (empty), Month (empty), Unspecified (dropdown), Day (empty), ? (dropdown)
- Reason for Embargo: UNSPECIFIED
- Language: English

At the bottom of the form is a button labeled "UPDATE METADATA". Below the browser window, there are four navigation buttons: "< PREVIOUS", "SAVE AND RETURN", "CANCEL", and "NEXT >".

Setelah ke buka, di isi Title (Judul) dan Abstrak

The screenshot shows a web browser interface for editing a repository item. The browser address bar displays the URL: repository.stafid.ac.id/cgi/users/home?screen=EditItem&id=921&stage=core#t. The page title is "Edit item: Implementasi Metode Demonstrasi Pada Pembelajaran Fiqih Untuk Meningkatkan Pemahaman Siswa Kelas VIII Di MTs AL-Mukhtariyah Mande Desa Mekarmukti Kecamatan Cihampelas Kabupaten Bandung Barat".

Navigation buttons include: TYPE, UPLOAD, DETAILS, SUBJECTS, < PREVIOUS, SAVE AND RETURN, CANCEL, and NEXT >.

The form contains two main sections:

- Title**: A text input field for the item's title.
- Abstract**: A larger text input field for the item's abstract.

A sidebar on the left contains navigation links: LOGGED IN AS MPT PERPUSTAKAAN, MANAGE DEPOSITS, MANAGE RECORDS, PROFILE, SAVED SEARCHES, REVIEW, ADMIN, LOGOUT, HOME, ABOUT, BROWSE, PANDUAN, POLICIES, and HELP. At the bottom left, it says "STAFID IS AM Digital Library - Powered by DSpace".

Selanjutnya buka dulu file skripsi Anda

The screenshot shows a Windows File Explorer window. The address bar indicates the current path is 'Softpfile Skripsi PDF PAI, PGMI dan PIALUD (yang sudah diwatermark dengan logo STAIDAF) (File responses) > Skripsi 2018 PAI > Ade Bahrul'. The left sidebar shows the 'Documents' folder selected. The main pane displays a list of files with columns for Name, Date modified, Type, and Size. The file 'SKRIPSI ADE BAI-RUL' is highlighted in blue.

| Name | Date modified | Type | Size |
|----------------------------|-------------------|---------------------|--------|
| (Bab1) | 2/21/2024 3:23 PM | Microsoft Edge P... | 185 KB |
| (Bab2) | 2/21/2024 3:23 PM | Microsoft Edge P... | 251 KB |
| (Bab3) | 2/21/2024 3:22 PM | Microsoft Edge P... | 163 KB |
| (Bab4) | 2/21/2024 3:22 PM | Microsoft Edge P... | 284 KB |
| (Bab5) | 2/21/2024 3:22 PM | Microsoft Edge P... | 12 KB |
| (Cover) | 2/12/2024 4:01 PM | Microsoft Edge P... | 172 KB |
| (Daftar Pustaka) | 2/21/2024 3:19 PM | Microsoft Edge P... | 147 KB |
| (Lampiran) | 2/21/2024 3:19 PM | Microsoft Edge P... | 208 KB |
| SKRIPSI ADE BAI-RUL | 2/12/2024 3:49 PM | Microsoft Edge P... | 720 KB |

Copy judul skripsi

**IMPLEMENTASI METODE DEMONSTRASI PADA PEMBELAJARAN
FIQIH UNTUK MENINGKATKAN PEMAHAMAN SISWA KELAS VIII
DI MTs AL-MUKHTARIYAH MANDE DESA MEKARMUkti
KECAMATAN CIHAMPÉLAS KABUPATEN BANDUNG BARAT**

SKRIPSI

Diajukan untuk memenuhi salah satu syarat memperoleh gelar Sarjana Pendidikan
pada Program Studi Pendidikan Agama Islam



Oleh

Ade Bahrul Ulum

NIM A1801002

Copy Abstrak

ABSTRAK

IMPLEMENTASI METODE DEMONSTRASI PADA PEMBELAJARAN FIQIH UNTUK MENINGKATKAN PEMAHAMAN SISWA KELAS VIII DI MTs AL-MUKHTARIYAH MANDE DESA MEKARMUKTI KECAMATAN CIHAMPÉLAS KABUPATEN BANDUNG BARAT

Oleh:

Ade Bahrul Ulum

Bidang studi Fiqih merupakan rumpun ilmu dalam pelajaran Pendidikan Agama Islam dan menjadi landasan memutuskan hukum dalam menjalani ibadah pada kehidupan sehari-hari. Dalam penyampaian pembelajaran memerlukan metode yang sesuai sehingga materi yang disampaikan mudah dipahami. Dalam penelitian ini bertujuan untuk memperoleh gambaran tentang implementasi metode demonstrasi pada pembelajaran Fiqih untuk meningkatkan pemahaman siswa kelas VIII di MTs Al-Mukhtariyah Mandé Cihampelas.

Penelitian ini menggunakan pendekatan kualitatif naturalistik dengan metode *snowball sampling*, adapun teknik yang dilakukan dalam penelitian ini adalah dengan melakukan wawancara, observasi, dan dokumentasi. Sumber data dalam penelitian ini adalah seluruh *system* *teaching* MTs Al-Mukhtariyah Mandé Cihampelas yang terdiri dari guru Fiqih kelas VIII dan peserta didik kelas VIII di MTs Al-Mukhtariyah Mandé Cihampelas.

Pembelajaran Fiqih kelas VIII di MTs Al-Mukhtariyah Mandé Cihampelas menggunakan variasi metode pembelajaran yang disesuaikan dengan materi. Metode demonstrasi dilakukan untuk materi yang bersifat praktik. Penggunaan metode demonstrasi dalam pembelajaran Fiqih memberikan hasil yang baik terhadap pemahaman siswa secara *kognitif*, *afektif*, dan *psikomotorik*.

Kata Kunci: Pembelajaran Fiqih, Metode demonstrasi, Pemahaman.

Masukan ke kolom Abstract, untuk Thesis Type klik S1

The screenshot displays a web interface for thesis submission. On the left is a navigation menu with options like 'MANAGE DEPOSITS', 'PROFILE', and 'LOGOUT'. The main content area features a progress bar at the top with steps: TYPE, UPLOAD, DETAILS, SUBJECTS, and DEPOSIT. Below this, there are four buttons: '< PREVIOUS', 'SAVE AND RETURN', 'CANCEL', and 'NEXT >'. The 'Title' field contains the text: 'Implementasi Metode Demonstrasi Pada Pembelajaran Fisik Untuk Meningkatkan Pemahaman Siswa Kelas VIII Di MTs Al-Mukhtariyah Mande Desa Mekarmukti Kecamatan Cihampelas'. The 'Abstract' field contains a detailed paragraph: 'GEMAR YANG LEBIH MELAKUKIKAN... DITUNJANG DENGAN KEMAU... PERSEKUTU... ini adalah seluruh civitas akademis MTs Al Mukhtariyah Mande Cihampelas yang terdiri dari guru Fisik kelas VIII dan peserta didik kelas VIII di MTs Al-Mukhtariyah Mande Cihampelas. Pembelajaran Fisik kelas VIII di MTs Al-Mukhtariyah Mande Cihampelas menggunakan variasi metode pembelajaran yang disesuaikan dengan materi. Metode demonstrasi dilakukan untuk materi yang bersifat praktik. Penggunaan metode demonstrasi dalam pembelajaran Fisik memberikan hasil yang baik terhadap pemahaman siswa secara kognitif, afektif, dan psikomotorik'. The 'Thesis Type' field has radio buttons for S1, S2, and S3, with S1 selected.

Copy Nama dan Nim

Penulis,

Ade Bahrul Ulum

NIM A1801002

Klik skripsi di Thesis Name, masukan Nama di family name, Nim di given name, dan Email

The screenshot shows a web application interface. On the left is a sidebar with a green header 'LOGGED IN AS UPT PERPUSTAKAAN' and a list of menu items: MANAGE DEPOSITS, MANAGE RECORDS, PROFILE, SAVED SEARCHES, REVIEW, ADMIN, LOGOUT, HOME, ABOUT, BROWSE, PANDUAN, POLICIES, and HELP. The main content area has a breadcrumb 'Home / Thesis Name' and a 'Thesis Name' section with radio buttons for 'Kerja Praktek', 'Skripsi' (selected), 'Tesis', 'Disertasi', and 'Lainya'. Below this is a 'Creators' table with columns 'Family Name', 'Given Name / Initials', and 'Email'. The first row contains 'Ade Bahrul Ulum', 'A1801002', and 'adebahrululum@gmail.com'. There are 'MORE INPUT ROWS' buttons below the table. The 'Corporate Creators' section has empty input fields. The 'Contributors' section has a table with columns 'Contribution', 'Family Name', 'Given Name / Initials', and 'Email'.

| | Family Name | Given Name / Initials | Email |
|----|-----------------|-----------------------|-------------------------|
| 1. | Ade Bahrul Ulum | A1801002 | adebahrululum@gmail.com |
| 2. | | | |
| 3. | | | |
| 4. | | | |

| | Contribution | Family Name | Given Name / Initials | Email |
|----|--------------|-------------|-----------------------|-------|
| 1. | | | | |
| 2. | | | | |
| 3. | | | | |

Copy/Lihat tanggal, bulan dan tahun

HALAMAN PERNYATAAN

Saya menyatakan bahwa skripsi dengan judul "Implementasi Metode Demonstrasi pada Pembelajaran Fiqih untuk Meningkatkan Pemahaman Siswa Kelas VIII di Mts Al-Mukhtariyah Mande Desa Mekarmukti Kecamatan Cihampelas Kabupaten Bandung Barat" beserta seluruh isi yang ada di dalamnya adalah benar-benar karya saya sendiri. Saya tidak melakukan penjiplakan dan plagiat terhadap karya orang lain dengan cara yang tidak sesuai dengan etika keilmuan yang berlaku. Atas pernyataan ini, saya siap menanggung sanksi apabila di kemudian hari ditemukan adanya pelanggaran plagiarisme atau ada klaim orang lain terhadap keaslian skripsi saya ini.

Bandung Barat, 09 September 2022

Yang membuat pernyataan,



Ade Bahrul Ulum
NIM A1801002

Pilih Prodi masing2, PAI/PGMI/PIAUD. Untuk Status klik Published, masukan tahun, bulan, Tanggal. Date type klik publication, Institution di isi Sekolah Tinggi Agama Islam Darul Falah Cihmapelas Bandung Barat, Department di isi Fakultas Tarbiyah dan Keguruan, Number of Pages di isi dengan jumlah skripsi ke seluruhan

repository.stadaf.ac.id/og/users/home?access=EPrint:Edit&cp:latid=921&stage=core#

Faculty of Medicine - Health and Life Sciences: School of Psychology
Institusi: Institut Pendidikan Agama Islam
Fakultas Tarbiyah Pendidikan Guru Madrasah Ibtidaiyah
Fakultas Tarbiyah Pendidikan Islam Anak Usia Dini

Publication Details

Status: Published
 In Press
 Submitted
 Unpublished

Date: Year: 2022
Month: September
Day: 19

Date Type: Publication
 Submission
 Completion

Official URL:

Institution: Sekolah Tinggi Agama Islam Darul Falah Cihampelas Bandung Barat

Department: Fakultas Tarbiyah dan Keguruan

Number of Pages: 51

Related URLs:

| URL | URL Type |
|-----|-------------|
| | UNSPECIFIED |

© 2022 STADAF Darul Falah. Powered by ATWA Themes.

Copy kata kunci nya

ABSTRAK

IMPLEMENTASI METODE DEMONSTRASI PADA PEMBELAJARAN FIIQH UNTUK MENINGKATKAN PEMAHAMAN SISWA KELAS VIII DI MTs AL-MUKHTARIYAH MANDE DESA MEKARMUKTI KECAMATAN CIHAMPÉLAS KABUPATEN BANDUNG BARAT

Oleh:

Ade Bahrul Ulum

Bidang studi Fiqih merupakan rumpun ilmu dalam pelajaran Pendidikan Agama Islam dan menjadi landasan memutuskan hukum dalam menjalani ibadah pada kehidupan sehari-hari. Dalam penyampaian pembelajaran memerlukan metode yang sesuai sehingga materi yang disampaikan mudah dipahami. Dalam penelitian ini bertujuan untuk memperoleh gambaran tentang implementasi metode demonstrasi pada pembelajaran Fiqih untuk meningkatkan pemahaman siswa kelas VIII di MTs Al-Mukhtariyah Mandé Cihampelas.

Penelitian ini menggunakan pendekatan kualitatif naturalistik dengan metode *snowball sampling*, adapun teknik yang dilakukan dalam penelitian ini adalah dengan melakukan wawancara, observasi, dan dokumentasi. Sumber data dalam penelitian ini adalah seluruh *exvitas akademik* MTs Al-Mukhtariyah Mandé Cihampelas yang terdiri dari guru Fiqih kelas VIII dan peserta didik kelas VIII di MTs Al-Mukhtariyah Mandé Cihampelas.

Pembelajaran Fiqih kelas VIII di MTs Al-Mukhtariyah Mandé Cihampelas menggunakan variasi metode pembelajaran yang disesuaikan dengan materi. Metode demonstrasi dilakukan untuk materi yang bersifat praktik. Penggunaan metode demonstrasi dalam pembelajaran Fiqih memberikan hasil yang baik terhadap pemahaman siswa secara *kognitif, afektif, dan psikomotorik*.

Kata Kunci: Pembelajaran Fiqih, Metode demonstrasi, Pemahaman

Masukan ke Keywords/kata kunci, klik NEXT

The screenshot displays a web application interface for metadata entry. The browser address bar shows the URL: repository.stadeta.ac.id/cgi/users/home/screen=EPnrb:dd&apnrbid=101&stage=core#F. The page is titled "LOGGED IN AS UPT PERPUSTAKAAN". The sidebar on the left contains the following navigation options: MANAGE DEPOSITS, MANAGE RECORDS, PROFILE, SAVED SEARCHES, REVIEW, ADMIN, LOGOUT, HOME, ABOUT, BROWSE, PANDUAN, POLICIES, and HELP. The main content area is divided into several sections: "Funders" with a "MORE INPUT ROWS" button, "Projects" with a "MORE INPUT ROWS" button, "Contact Email Address", "References", "Keywords / Kata Kunci" (containing the text "Pembelajaran Fisik, Metode demonstrasi, Pemahaman"), "Additional information", and "Comments and Suggestions". At the bottom, there are four buttons: "< PREVIOUS", "SAVE AND RETURN", "CANCEL", and "NEXT >".

Selanjutnya klik A General Works, klik ADD AC Collection Series Collected Works

Insert keyword here...

USER MENU

- LOGGED IN AS UPT PERPUSTAKAAN
- MANAGE DEPOSITS
- MANAGE RECORDS
- PROFILE
- SAVED SEARCHES
- REVIEW
- ADMIN
- LOGOUT

HOME

ABOUT

BROWSE

PANDUAN

POLICIES

Bekolah Tinggi Agama Islam GARUL FALAH

Edit item: Implementasi Metode Demonstrasi Pada Pembelajaran Fiqih Untuk Meningkatkan Pemahaman Siswa Kelas VIII Di MTs AL-Mukhtariyah Mande Desa Mekarmukti Kecamatan Cihampelas Kabupaten Bandung Barat

TYPE → UPLOAD → DETAILS → **SUBJECTS** → EDIT

< PREVIOUS SAVE AND RETURN CANCEL NEXT >

Subjects

Search for subject: SEARCH CLEAR

- A General Works**
 - AC Collections, Series, Collected works
 - AI Indexes (General)
 - AM Museums (General): Collectors and collecting (General)
 - AS Academies and learned societies (General)
 - AZ History of Scholarship: The Humanities
- U Philosophy, Psychology, Religion

Lalu akan muncul REMOVE AC Collection Series Collected Works, lalu NEXT

The screenshot shows a web browser window with the URL `repository.staidaf.ac.id/cgi/users/home?screen=EPrint::Edit&eprintid=921&stage=subjects&c31_q=#t`. The page header features the logo of Sekolah Tinggi Agama Islam DARUL FALAH. The main content area displays the title of the item: "Edit item: Implementasi Metode Demonstrasi Pada Pembelajaran Fiqih Untuk Meningkatkan Pemahaman Siswa Kelas VIII Di MTs Al-Mukhtariyah Mande Desa Mekarmukti Kecamatan Cihampelas Kabupaten Bandung Barat". Below the title is a navigation bar with buttons for TYPE, UPLOAD, DETAILS, SUBJECTS, and DEPOSIT. Below this bar are buttons for < PREVIOUS, SAVE AND RETURN, CANCEL, and NEXT >. The "Subjects" section is active, showing a search bar with the text "REMOVE AC Collections Series Collected works" and a search input field. Below the search bar, there is a list of subjects under the heading "A General Works", including "AC Collections. Series. Collected works", "AI indexes (General)", and "AM Musatawa (General). Collections and collecting (General)".

Selanjutnya klik Deposit Item Now

The screenshot shows a web browser window with the URL `repository.stadaf.ac.id/cgi/users/home/screen=01/print/Deposit&prntid=02141`. The page features a green header with the logo of Sekolah Tinggi Agama Islam Darul Falah. The main content area displays the title of a document: "Deposit item: Implementasi Metode Demonstrasi Pada Pembelajaran Fiqih Untuk Meningkatkan Pemahaman Siswa Kelas VIII Di MTs Al-Mukhtariyah Mande Desa Mekarmukti Kecamatan Cihampelas Kabupaten Bandung Barat". Below the title is a warning message: "Not all the documents in this record are available to the general public. We suggest you provide a contact email address which will allow people to request a copy directly from you." A navigation bar contains buttons for "TYPE", "UPLOAD", "DETAILS", "SUBJECTS", and "DEPOSIT". The "DEPOSIT" button is highlighted in black. Below the navigation bar, there are two paragraphs of text regarding copyright and terms of use. At the bottom, there are two buttons: "DEPOSIT ITEM NOW" (highlighted in black) and "SAVE FOR LATER".

Insert keyword here...

USER MENU

LOGGED IN AS UPT PERPUSTAKAAN

MANAGE DEPOSITS

MANAGE RECORDS

PROFILE

SAVED SEARCHES

REVIEW

ADMIN

LOGOUT

HOME

ABOUT

BROWSE

PANDUAN

POLICIES

Sekolah Tinggi Agama Islam
DARUL FALAH

Deposit item: Implementasi Metode Demonstrasi Pada Pembelajaran Fiqih Untuk Meningkatkan Pemahaman Siswa Kelas VIII Di MTs Al-Mukhtariyah Mande Desa Mekarmukti Kecamatan Cihampelas Kabupaten Bandung Barat

Not all the documents in this record are available to the general public. We suggest you provide a contact email address which will allow people to request a copy directly from you.

TYPE → UPLOAD → DETAILS → SUBJECTS → DEPOSIT

For work being deposited by its own author: In self archiving this collection of files and associated bibliographic metadata, I grant Repository STAI Darul Falah the right to store them and to make them permanently available publicly for free on-line. I declare that this material is my own intellectual property and I understand that Repository STAI Darul Falah does not assume any responsibility if there is any breach of copyright in distributing these files or metadata. (All authors are urged to prominently assert their copyright on the title page of their work.)

For work being deposited by someone other than its author: I hereby declare that the collection of files and associated bibliographic metadata that I am archiving at Repository STAI Darul Falah is in the public domain. If this is not the case, I accept full responsibility for any breach of copyright that distributing these files or metadata may entail.

Clicking on the deposit button indicates your agreement to these terms.

DEPOSIT ITEM NOW SAVE FOR LATER

Akan muncul seperti ini, lalu cek ke bawah

The screenshot displays a web browser window with the URL `repository.staidat.ac.id/cgi/users/home?screen=CPrintView&printid=321#`. The page header features the logo and name of **Sekolah Tinggi Agama Islam DARUL FALAH**. The main content area is titled "View Item: Implementasi Metode Demonstrasi Pada Pembelajaran Fiqih Untuk Meningkatkan Pemahaman Siswa Kelas VIII Di MTs Al-Mukhtariyah Mande Desa Mekarmukti Kecamatan Cihampelas Kabupaten Bandung Barat". A green status bar indicates "Item has been deposited", while an orange warning bar states "Your item will not appear on the public website until it has been checked by an editor." Below this, a message reads "This item is in review. It will not appear in the repository until it has been checked by an editor." Three buttons are visible: "ADD TO REPOSITORY", "REVIEW ITEM (WITH NOTIFICATION)", and "REMOVE ITEM (WITH NOTIFICATION)". A navigation bar includes "Preview", "Details", "Actions", "History", and "Issues". The bottom section shows the item's metadata: "Ade Bahrul Ulum; A1801002 (2022) Implementasi Metode Demonstrasi Pada Pembelajaran Fiqih Untuk Meningkatkan Pemahaman Siswa Kelas VIII Di MTs Al-Mukhtariyah Mande Desa Mekarmukti Kecamatan Cihampelas Kabupaten Bandung Barat. 51 Skripsi, Sekolah Tinggi Agama Islam Darul Falah Cihampelas Bandung Barat."

Semua file sudah masuk

The screenshot displays a web browser window with a digital repository interface. The browser's address bar shows the URL: `repository.stalida.ac.id/cgi/users/home?screen=EPrint:View&printid=92141`. The interface features a green navigation bar at the top with tabs for "Preview", "Details", "Actions", "History", and "Issues". Below this, the title of the document is displayed: "Ade Bahri Ulum, AlBazooa (2022) *Implementasi Metode Demonstrasi Pada Pembelajaran Fisik Untuk Meningkatkan Pemahaman Siswa Kelas VII Di MTs Al-Mukhtaryah Mandi Desa Mekarmukti Kecamatan Cihampelas Kabupaten Bandung Barat*. S1 Skripsi, Sekolah Tinggi Agama Islam Darul Falah Cihampelas Bandung Barat".

On the left side, there is a sidebar menu with the following options: "LOGGED IN AS UPT PERPUSTAKAAN", "MANAGE DEPOSITS", "MANAGE RECORDS", "PROFILE", "SAVED SEARCHES", "REVIEW", "ADMIN", "LOGOUT", "HOME", "ABOUT", "KNOWSE", "PANDUAN", "POLICIES", and "HELP". At the bottom of the sidebar, it says "© 2012 STI Darul Falah - Powered by DSpace Thomas".

The main content area lists several files with their respective details:

- text
iCawer.pdf - Published Version
Download (0.75kB)
- Text
iBahrul.pdf - Published Version
Download (0.44kB)
- text
iBahrul.pdf - Published Version
Restricted to Repository staff only
Download (0.44kB)
- Text
iBahrul.pdf - Published Version
Download (0.44kB)
- Text
iBahrul.pdf - Published Version
Restricted to Repository staff only
Download (0.44kB)
- text
iBahrul.pdf - Published Version
Download (0.44kB)
- Text
iBahrul.pdf - Published Version
Restricted to Repository staff only
Download (0.44kB)
- Text
iBahrul.pdf - Published Version
Restricted to Repository staff only
Download (0.44kB)
- Text
iBahrul.pdf - Published Version
Restricted to Repository staff only
Download (0.44kB)

Dan abstrak sudah ada, yang di laporkan ke bagian Perpustakaan Adalah poin di halaman 39 dan 40.

The screenshot displays a web browser window with a digital repository interface. The left sidebar contains navigation options such as 'LOGGED IN AS UPT PERPUSTAKAAN', 'MANAGE DEPOSITS', 'MANAGE RECORDS', 'PROFILE', 'SAVED SEARCHES', 'REVIEW', 'ADMIN', and 'LOGOUT'. The main content area shows a document titled 'Lampiran per - Published Version' with a 'Download (249KB)' button. Below this is the 'Abstract' section, which contains a paragraph of text in Indonesian discussing the implementation of the demonstration method in Fiqh learning. The abstract text is as follows: 'Bidang studi Fiqh merupakan rumpun ilmu dalam pelajaran Pendidikan Agama Islam dan menjadi landasan memutuskan hukum dalam menjalani ibadah pada kehidupan sehari-hari. Dalam penyampaian pembelajaran memerlukan metode yang sesuai sehingga materi yang disampaikan mudah dipahami. Dalam penelitian ini bertujuan untuk memperoleh gambaran tentang implementasi metode demonstrasi pada pembelajaran Fiqh untuk meningkatkan pemahaman siswa kelas VIII di MTs Al-Mukhtariyah Mande Cihampelas. Penelitian ini menggunakan pendekatan kualitatif naratif dengan metode wawancara, pengamatan, dan teknik yang dilakukan dalam penelitian ini adalah dengan melakukan wawancara, observasi, dan dokumentasi. Sumber data dalam penelitian ini adalah seluruh civitas akademik MTs Al-Mukhtariyah Mande Cihampelas yang terdiri dari guru Fiqh kelas VIII dan peserta didik kelas VIII di MTs Al-Mukhtariyah Mande Cihampelas. Pembelajaran Fiqh kelas VIII di MTs Al-Mukhtariyah Mande Cihampelas menggunakan variasi metode pembelajaran yang disesuaikan dengan materi. Metode demonstrasi dilakukan untuk materi yang bersifat praktik. Penggunaan metode demonstrasi dalam pembelajaran Fiqh memberikan hasil yang baik terhadap pemahaman siswa secara kognitif, afektif, dan psikomotorik.'

Below the abstract, there is a metadata section with the following details:

- ITEM TYPE: Thesis (S1)
- KEYWORDS / KATAKUNCI: Pembelajaran Fiqh, Metode demonstrasi, Pemahaman.
- SUBJECTS: A General Works > AC Collections. Series: Collected works
- DIVISION / PRODI: Fakultas Tarbiyah > Pendidikan Agama Islam
- DEPOSITING USER: IPT Perpustakaan STAI Darul Falah
- LAST MODIFIED: 21 Feb 2024 08:48
- URL: <http://repository.staidar.ac.id/id/eprint/921>

At the bottom left, there is a footer with the text: '© 2023 STAIT (U) Paloh - Powered by ALMO (Indonesian)'.



**SELAMAT MENCOBA
SEMOGA BERHASIL**



TERIMA KASIH